



Read the entire Instructions for Use prior to use of the UltraEzAir®




UltraEzAir®

Quick Start Guide

System Components



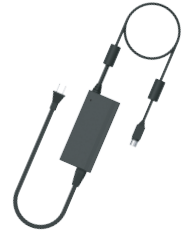
Base



Mist Assembly



Delivery Line



Power Supply

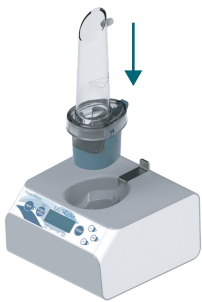
Set Up



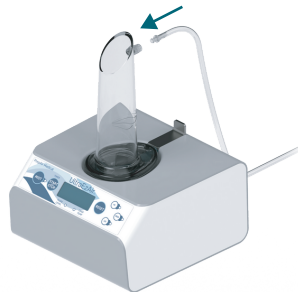
Fill Mist Cup with anesthetic solution between the MIN and MAX lines.



Snap the Mist Stack onto the Mist Cup. Ensure the latches engage on both sides.



Place Mist Assembly into Base and press down until latch snaps closed.




Open Delivery Line, attach the female Luer connector to the male Luer fitting on the Mist Stack.




Configure the Delivery Line and connect it to the flexible nasal laryngoscope's working channel.

Use



Plug the Power Supply adapter into the power plug on the back of the Base and plug the power cord into the wall.



Flip power switch to ON (I).



Confirm display is on.



Press the MIST button to begin nebulizing.

Visually verify lidocaine mist appears in the Mist Stack, has traveled through the Delivery Line, and exits the distal end of the laryngoscope



02.00



Press the START/STOP button to start the timer.

Position the laryngoscope trans-nasally.



After approximately 2 minutes applying the mist to the target tissue, check for numbness.

Once numbness is achieved, press the MIST button to stop delivery of lidocaine mist.

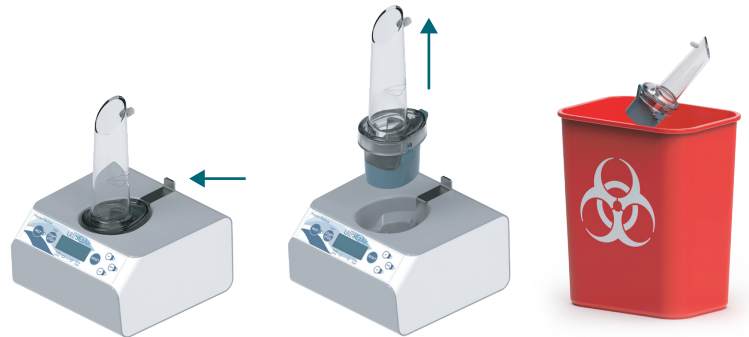
Press the START/STOP button to stop the timer.

End Procedure



Press the RESET button to reset the timer.

Remove Delivery Line from Mist Assembly.



Unlatch Mist Assembly and lift away from Base. Dispose of Mist Assembly and Delivery Line as medical waste.

Cleaning



Use the power switch on the back of the Base to turn off the power, then disconnect the Power Supply from the Base unit.



Only clean with 70-90% Ethyl or Isopropyl alcohol.

Wipe down the external Base surfaces with 70-90% Ethyl or Isopropyl alcohol. Use a cotton swab moistened with alcohol to gently clean the interior of the Mist Assembly receptacle.

After disinfection, allow Base to dry.

Dosage Chart

Delivery Rate Table		
Delivery Rate Setting	Delivery Rate for Pentax VNL-1570STK (mg of lidocaine / min)	Delivery Rate for Olympus ENF-V2 (mg of lidocaine / min)
LO	1.43	1.17
MED	1.69	1.19
HI	2.10	1.28



Use Only with 4% Lidocaine HCL.